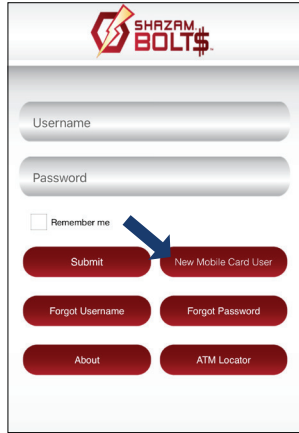




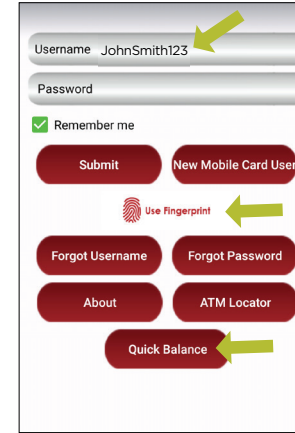
SHAZAM BOLT\$ CARDHOLDER QUICK GUIDE

For users with basic functionality.



ENROLL

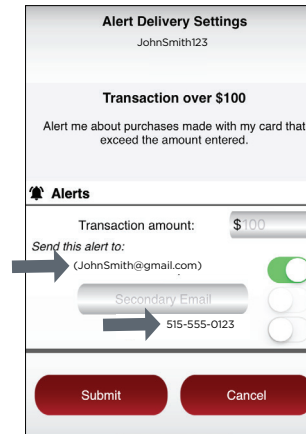
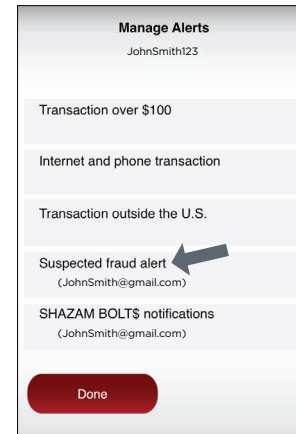
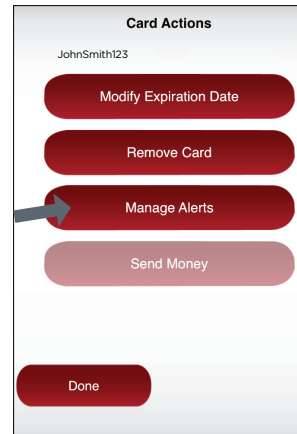
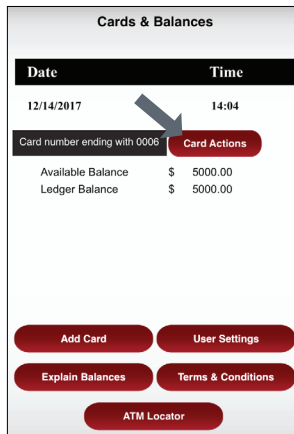
- Download SHAZAM BOLT\$ for free from the [Apple App Store](#) or [Google Play](#)
- Select **New Mobile Card User**
- Enter your debit card number
- Review and accept product terms and conditions
- Proceed with the Card Verification process and complete the User Profile information
- Activate the account via email activation link



LOGGING IN

- Enter your username and password, or enable fingerprint access
- See your balances without logging in by tapping **Quick Balance**

MANAGE ALERTS



- Tap **Card Actions** on the Cards & Balances screen
- Tap **Manage Alerts** on the Card Actions screen

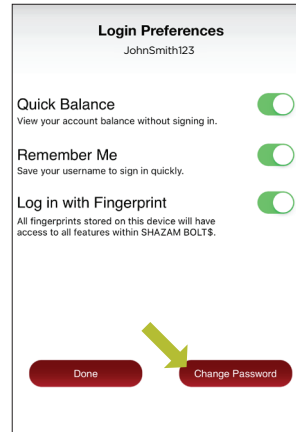
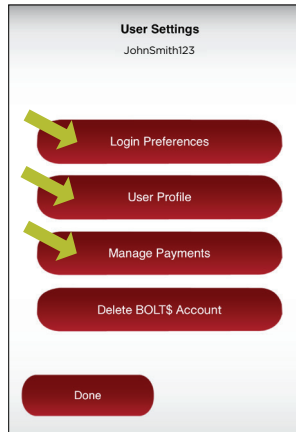
There are several options for alerts — tap on each to determine your alert delivery settings and configure the app to best fit your needs.

Here you can set alerts for:

- Transactions over a certain amount
- Internet and phone transactions
- Transactions outside of the U.S.

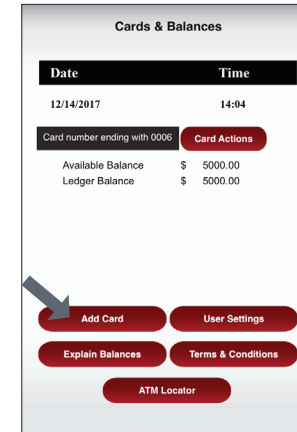
Choose how you want to receive alerts.

- Set alerts to send to your email and / or via text message (confirmation of the mobile number is required the first time text message alerts are enabled and standard text messaging fees may apply)



USER SETTINGS

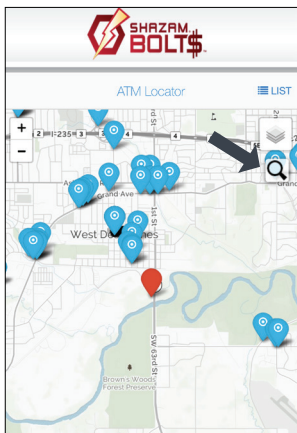
- Tap **User Settings** from the Cards & Balances screen
- Tap **Login Preferences** to change your password and enable Quick Balance, Remember Me and fingerprint access
- Tap **User Profile** to update and manage your personal information
- **Manage Payments**
 - Tap **Select Receive Card** to choose a card to receive money from other users



ADDING A CARD

- Tap **Add Card** on the Cards & Balances screen
- Follow the same prompts to register the card
- Review and accept the terms and conditions and verify the card

Note: Passwords must contain at least one capital letter, one lowercase letter, one number, one special character (!, @, #, \$, %, &, or *) and be 5 to 32 characters in length. You're required to change your password every 90 days.



ATM LOCATOR

- Tap **ATM Locator** on the home screen to find the nearest ATM
- If GPS Location Services is enabled, the locator will pinpoint your location
- Tap Search icon to find a location